




Total Residential

Sales	Listings
9%	-27%
2 819	1 818

Quebec City Metropolitan Area

By Property Category

	Single-Family	Condominium	Plex
			
Sales	↑ 6% 1 746	↑ 15% 837	↑ 6% 236
Median Price	↑ 18% \$450 000	↑ 15% \$312 000	↑ 14% \$509 000
Active Listing	↓ -26% 1 120	↓ -35% 467	↓ -21% 222
Days on market	↓ -23 25	↓ -17 28	↓ -22 36

** Insufficient number of transactions to produce reliable statistics

Statistics are provided for information purposes only, the variation cannot be reliable or representative.

All variations are calculated in relation to the same period of the previous year.

Source: Quebec Professional Association of Real Estate Brokers by the Centris system