






### Total Residential

Sales	Listings
12%	1%
14 490	18 380

## Montreal Metropolitan Area

### By Property Category

	Single-Family	Condominium	Plex
			
Sales	↑ 13% 7 535	↑ 10% 5 526	↑ 10% 1 420
Median Price	↑ 9% \$625 000	↑ 5% \$425 000	↑ 8% \$829 000
Active Listing	↓ -1% 7 527	↑ 7% 8 549	↓ -13% 2 233
Days on market	↓ -11 35	↓ -12 42	↓ -20 49

\*\* Insufficient number of transactions to produce reliable statistics

Statistics are provided for information purposes only, the variation cannot be reliable or representative.

All variations are calculated in relation to the same period of the previous year.

Source: Quebec Professional Association of Real Estate Brokers by the Centris system